

Technical Data Sheet

RENOLIT CEMFLEX steel plate waterstop


1

To block the water ingress through construction joints in watertight concrete structures.

DESCRIPTION

Steel Plate Waterstop **RENOLIT CEMFLEX** consists of a galvanised steel plate with a mineral-based coating on both sides.

In contact with fresh concrete, this coating ensures immediate adhesion between the concrete and sheet plate, and leads to a reduction in the water permeability of the surrounding concrete by an "active process".



APPLICATIONS

RENOLIT CEMFLEX steel waterstop is mainly used to block the water ingress through construction joints and all-no movement joint in watertight concrete structures subjected to hydrostatic pressures of up to 5 bars. The area of applications includes below ground concrete structures, water reservoirs, rainwater retention basins, waste water treatment plants and concrete structures with **RENOLIT ALKORPLAN Pro** fully-bonded system.


REGULATIONS & STANDARDS

- ETA CEMFLEX 16/0601 (EOTA).
- ABZ CEMFLEX 74.10-138 (DIBT).
- BBA CEMFLEX 15/5194 (BBA).
- DTA CEMFLEX 3.3/19-1006_V1 (CSTB).

STORAGE & HANDLING


The **RENOLIT CEMFLEX** steel waterstop is packed in wooden boxes and should be stored off the ground, in dry conditions which are free from frost.

Code	Description	Packaging
75000031	RENOLIT CEMFLEX Steel plate waterstop to install in construction joint and all no-movement joint in concrete structure. Dimension: 2 m x 150 mm x 1.25 mm	Box of 100 m
75000032	OMEGA HOLDERS The holders are in made of smooth mild steel. It is mainly used to keep the RENOLIT CEMFLEX steel plate vertically, in line with wall/raft junctions.	100 units per box



TECHNICAL DATA

Properties	Test standard	Units	Performance
Minimum embedment into the concrete during the 1st concreting step.	ETA 16/0601	mm	>30
Minimum concrete thickness on either side	ETA 16/0601	mm	≥ 150
Overlapping	ETA 16/0601	mm mm	≥50 –up to 2 bars ≥200 –up to 5 bars
Reaction to fire	EN 13501-1	mm	Classe E
Bonding strength of the coating	ETA 16/0601	N/mm ²	>0.8
Bonding strength of the coating after heat aging	ETA 16/0601	%	<20%
Watertightness	28 days/5 bars	mm	Waterproof




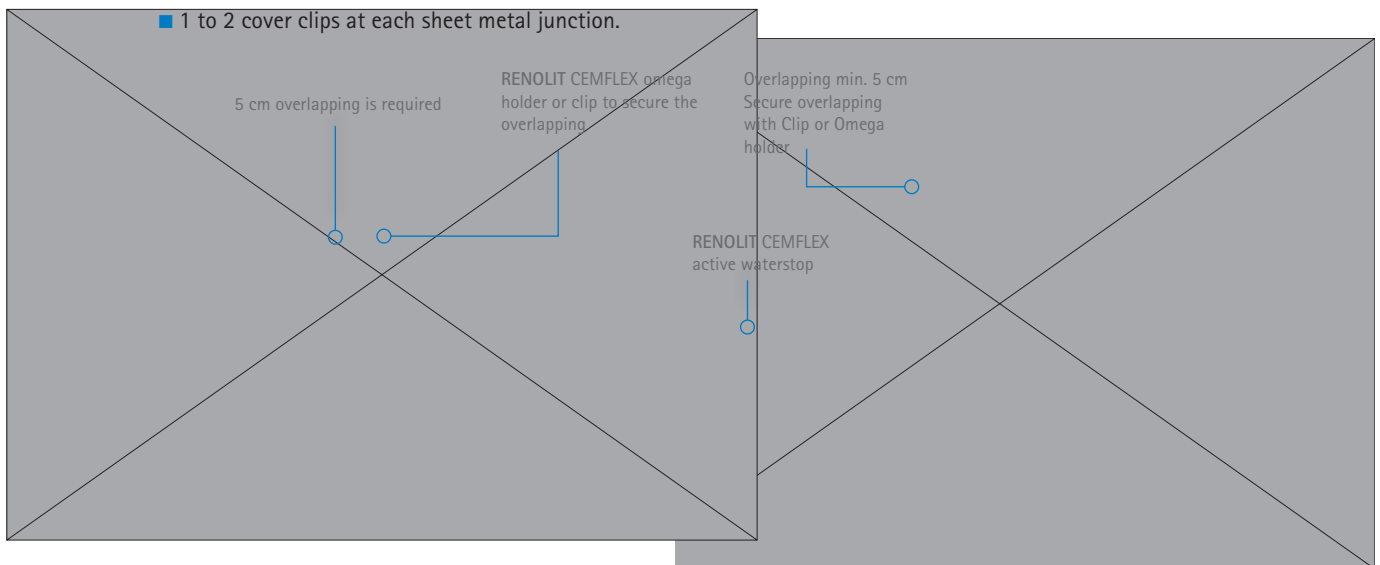
INSTALLATION

As a general rule, the **RENOLIT CEMFLEX** sheet must be positioned in the axis of the concrete reinforcement section, between the two reinforcement beds. In order to maintain correct alignment, the mounting devices should be implemented in accordance with the details and installation diagrams specified in the CSTB technical notice. It is also necessary to be mainly careful in order to position the sheet with a minimum depth of 3 cm in the fresh concrete at its base. If it is not possible to place the sheets on the axis of the resumption of concreting, its coating must be at least 5 cm vis-à-vis each formwork face and at least three times the maximum particle size.


RENOLIT CEMFLEX sheets must be perfectly fixed to the reinforcement and / or to the formwork accessory in order to avoid any displacement during the concreting phase. In the case of the slab / wall junction, the **RENOLIT CEMFLEX** sheet is fixed to the reinforcement using brackets Omega positioning device.

For overlapping:


- 1 Omega positioning bracket every 50 cm.
- 1 to 2 cover clips at each sheet metal junction.



Clip KL



Clip



Omega holder

These data are statistic figures according to Harmonized European Standards. This document cancels and replaces any other document previously published. In order to improve his products, the manufacturer reserves the right to change them without prior notice.