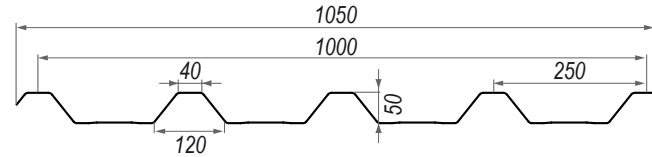


## Profile FISCHER 250/50 FOR ROOFING and CLADDING

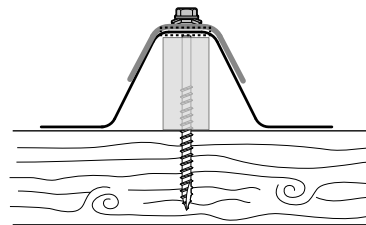
Product	Total width (mm)	Useful width (mm) Overlapping 1 wave
Profile Fischer 250/50	1 050	1 000



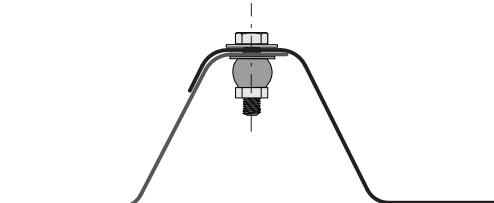
Specifications	
Ranges	RENOLIT ONDEX HR
Nominal thickness (mm)	1.2
Material	High resistance bi-stretched PVC
Fire classification (EN 13501-1)	B s1 d0
Colours	Crystal
Suitable temperature range	-40°C to + 65°C
Maximum length	12 m
Bend radius	18 m
Minimum slope	≥ 10 % or according to specific recommendations
Maximum gap between purlins	1.5 m (see snow downloads and wind uploads table)
Overlaps between sheets	200 mm (see drawing)
Waterproofness seal	If necessary with a clear colour flexible butyl seal
Cutting and drilling of sheets	
Cutting tool	Standard (fine tooth saw)
Compulsory pre-drilling	Ø 10 mm / conical or centre drill used at medium speed (for a clean drilling)

### Fastening


#### Installation in SIDE I - Roofing



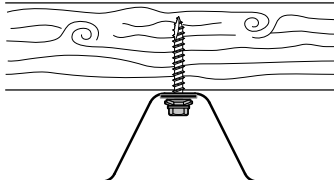
- Self drilling or self tapping screw diam. 6 to 7
- Length : 100 mm for timber support  
80 mm for metal
- according to environment (corrosive atmosphere)
- Metal washer with neoprene seal or saddle with EPDM washer + washer.
- Space tube high 50 mm



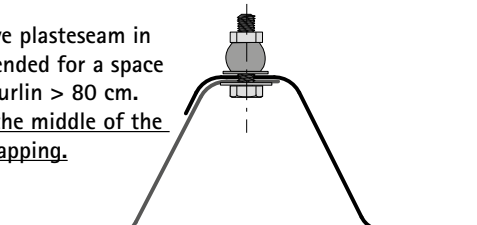
#### Installation in SIDE II - Cladding



- Screw
- Length : 50 mm for timber support  
25 mm for metal
- Metal washer with seal Ø 19 mm

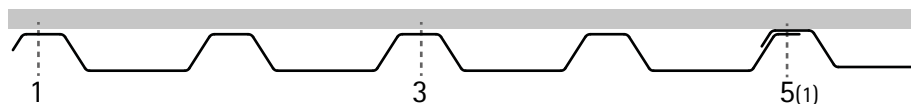


Seaming with an expansive plasteseam in neoprene rubber is recommended for a space between centre lines in purlin > 80 cm. It should be positioned in the middle of the longitudinal overlapping.

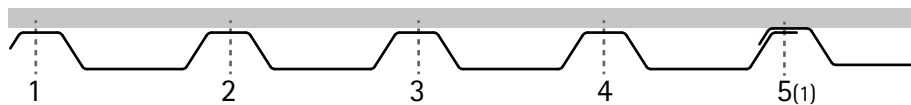


Installation in SIDE II - Cladding

Fastening of the intermediate purlins

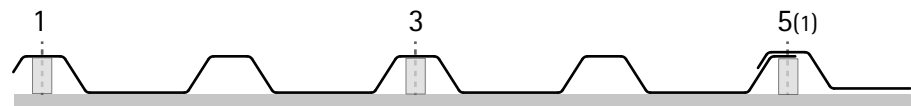


Fastening of the end purlins

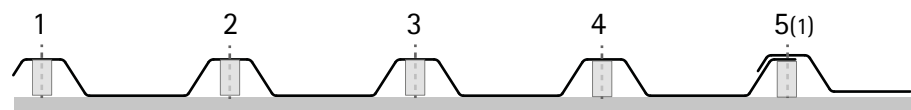


Installation in SIDE I - Roofing

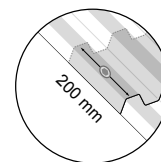
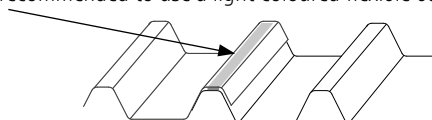
Fastening of the intermediate purlins



Fastening of the end purlins



It is recommended to use a light coloured flexible butyl seal between 2 sheets to ensure a good waterproofness.



Recommended gap between purlins (m) - In accordance with the French regulations NV65

Wind		Upward loads winds depression (daN/m <sup>2</sup> )								1/50°	
Range	Supports nb	40		60		80		100		120	
		2	3	2	3	2	3	2	3	2	3
HR		1.5	1.5	1.5	1.5	1.5	1.5	1.2	1.3	1.0	1.1

Snow		Downward loads snow pressure (daN/m <sup>2</sup> )								1/100°	
Range	Supports nb	40		60		80		100		120	
		2	3	2	3	2	3	2	3	2	3
HR		1.5	1.5	1.5	1.5	1.1	1.2	0.9	0.9	0.7	0.8

CAUTION

→ FOR COUNTRIES OTHER THAN FRANCE: check the admissible loads according to the calculated spans and applicable regulatory standards in the country in which the building will be constructed.

→ This synoptic data sheet is not intended to replace a more technical documentation or technical certification with installing instructions. For further information, please contact our technical support on +33 3 80 46 80 52 or our sales manager.

 PVC 100 % recyclable product	 Protect the sheets from sunlight, wind and rain with an opaque white polyethylene tarpaulin during storage and throughout the installation	 Do not use with insulating materials	 For crystal and translucent, supports and overlapping with other dark sheets must be painted in white. This prevents overheating.	 Do not step directly on the sheets
-------------------------------------	--	--	---	--